

# International Student Barometer

Sinéad Lucey  
FAUBAI 2014



- What is the ISB?
- Irish University Results
- Institutional examples National University of Ireland Maynooth and Dublin City University
- Research Ireland Brazil

The *International Student Barometer (ISB)* is the largest independent annual study of international students in the world, tracking and reporting international student feedback.

The ISB tracks decision making, perceptions, expectations and experiences of international students studying at third level institutions.

Core questionnaire covering arrival, learning, living, support, recommendation, application and choice of institution

Semi-standardised online questionnaire format, adapted and customised for each partner institution

Students invited to feedback from October to December 2011

209,422 international students responded from 238 institutions in 16 countries

Institution-specific results compared against comparator groups, national and international benchmarks

Reporting: in person, confidential and customised to each

# All Participating Institutions

ISB (n= 209,422)

Aalto University/Aalto-yliopisto	Deakin University	Griffith University	James Cook University
Aberystwyth University	DePaul University	University of Groningen	Jönköping University
Australian Catholic University	University of Derby	The George Washington University	Karolinska Institute
The University of Adelaide	Drexel University	The Hague University of Applied Sciences	Katholische Hochschule Freiburg
Algonquin College	University of Dundee	Hanze University of Applied Sciences, Groningen	Kent State University
University of Amsterdam	Estonian Academy of Arts	Hochschule für angewandte Wissenschaften Hamburg	KTH Royal Institute of Technology
Anglia Ruskin University	Estonian Academy of Music and Theatre	HafenCity Universität Hamburg	La Trobe University
Alice Salomon Hochschule Berlin	Edith Cowan University	Heriot-Watt University	Lancaster University
Aston University	The University of Edinburgh	University of Hertfordshire	Wilfrid Laurier University
Arizona State University	Erasmus University Rotterdam	Potsdam	Université Laval
University of Auckland	Estonian Business School	University of Hong Kong	Leeds Metropolitan University
Auckland University of Technology	Estonian University of Life Sciences	Hochschule Osnabrück	University of Limerick
Bangor University	University of Exeter	Hochschule Deggendorf	Lincoln University
University of Bedfordshire	Fanshawe College	Hochschule Emden/Leer	Linköping University
University of Birmingham	Fachhochschule Bingen	Hochschule Furtwangen	Long Island University
Università Bocconi	Fachhochschule Brandenburg	Hochschule Mittweida	London South Bank University
University of Bradford	Fachhochschule Dortmund	Hochschule Neubrandenburg	Lund University
University of Bristol	Fachhochschule Frankfurt/M.	Hochschule Niederrhein	Macquarie University
Blekinge Institute of Technology	Fachhochschule Hannover	Hochschule Offenburg	Malmö University
Carleton University	Fachhochschule Kiel	Hochschule Ostwestfalen-Lippe	The University of Manchester
Charles Darwin University	Fachhochschule Köln	Hochschule Regensburg	Massey University
Centennial College	Fachhochschule Worms	Hochschule Reutlingen	University of Melbourne
Chalmers University of Technology	The Fashion Institute of Technology	Hochschule für Technik und Wirtschaft Berlin	Mid Sweden University
Colorado State University	Flinders University	University of Huddersfield	Middlesex University
Conestoga College	Freie Universität Berlin	The University of Hull	Manchester Metropolitan University
Coventry University	George Brown College	Humber Institute of Technology and Advanced Learning	Michigan State University
CQUniversity Australia	Georgian College	Institute of Education	Murdoch University
Curtin University	University of Glasgow	Iowa State University	State University of New York at New Paltz
Dublin City University	Glasgow Caledonian University	Indiana University Bloomington	Newcastle University
De Montfort University	Goldsmiths, University of London	Indiana U-Purdue U Indianapolis	Niagara College

# All Participating Institutions

ISB (n= 209,422)

Nelson Mandela Metropolitan University	Simon Fraser University	Umeå University	Bergische Universität Wuppertal
University of Northampton	University of Southampton	Universität Bayreuth	University of Würzburg
Northeastern University	Southampton Solent University	Universität Bielefeld	University of South Australia
Northumbria University	University of St Andrews	Ruhr-Universität Bochum	The University of Newcastle
University of Nottingham	Stenden University of Applied Sciences	Technische Universität Darmstadt	The University of New South Wales
National University of Ireland, Galway	Stockholm University	Heinrich-Heine-Universität Düsseldorf	University of Guelph
National University of Ireland, Maynooth	Stony Brook University	Albert-Ludwig-Universität Freiburg	The University of Toronto
National University of Singapore	State University of New York at Oswego	University of Gothenburg	University of Ontario Institute of Technology
University of Oxford	University of Surrey	Georg-August-Universität Göttingen	Uppsala University
University of Pittsburgh	Swansea University	Friedrich-Schiller-Universität Jena	The University of Queensland
SUNY Plattsburgh	The University of Sydney	Universität Kassel	University of the Sunshine Coast
Plymouth University	Tallinn University	Christian-Albrechts-Universität zu Kiel	University of Southern Queensland
The Hong Kong Polytechnic University	Tallinn University of Technology	Universität Konstanz	University of Technology, Sydney
Queen Mary, University of London	University of Tartu	Universität Leipzig	The University of Western Australia
Queen's University	Taylor's University, Lakeside Campus	Leuphana Universität Lüneburg	University of the West of England, Bristol
Queensland University of Technology	Trinity College Dublin	Otto-von-Guericke Universität Magdeburg	University of Wales Institute, Cardiff
University of Reading	Teesside University	Johannes Gutenberg-Universität Mainz	University of Windsor
Robert Gordon University	Tilburg University	Universität Mannheim	University of West London
Royal Holloway, University of London	Technische Universität Berlin	Philipps-Universität Marburg	University of Western Sydney
The Royal Melbourne Institute of Technology (RMIT)	University of Twente	Ludwig-Maximilians-Universität München	VU University Amsterdam
University of Roehampton	University of Alberta	Westfälische Wilhelms-Universität Münster	Victoria University of Wellington
Radboud University Nijmegen	University of British Columbia	University of Oulu	Wageningen University
Rheinisch-Westfälische Technische Hochschule Aachen	University of Cincinnati	Universität Passau	University of Waikato
Ryerson University	University College Cork	Universität Potsdam	University of Warwick
Saxion University of Applied Sciences	University College Birmingham	Universität Siegen	University of Waterloo
Southern Cross University	University College Dublin	University of Skövde	Western Michigan University
Seneca College of Applied Arts and Technology	University College London	Universität Trier	University of Wollongong
The University of Sheffield	University of Central Lancashire	Universität Tübingen	York University
Sheridan College	Universita Cattolica del Sacro Cuore	Universität Ulm	
Sheffield Hallam University	University of East London	Bauhaus-Universität Weimar	

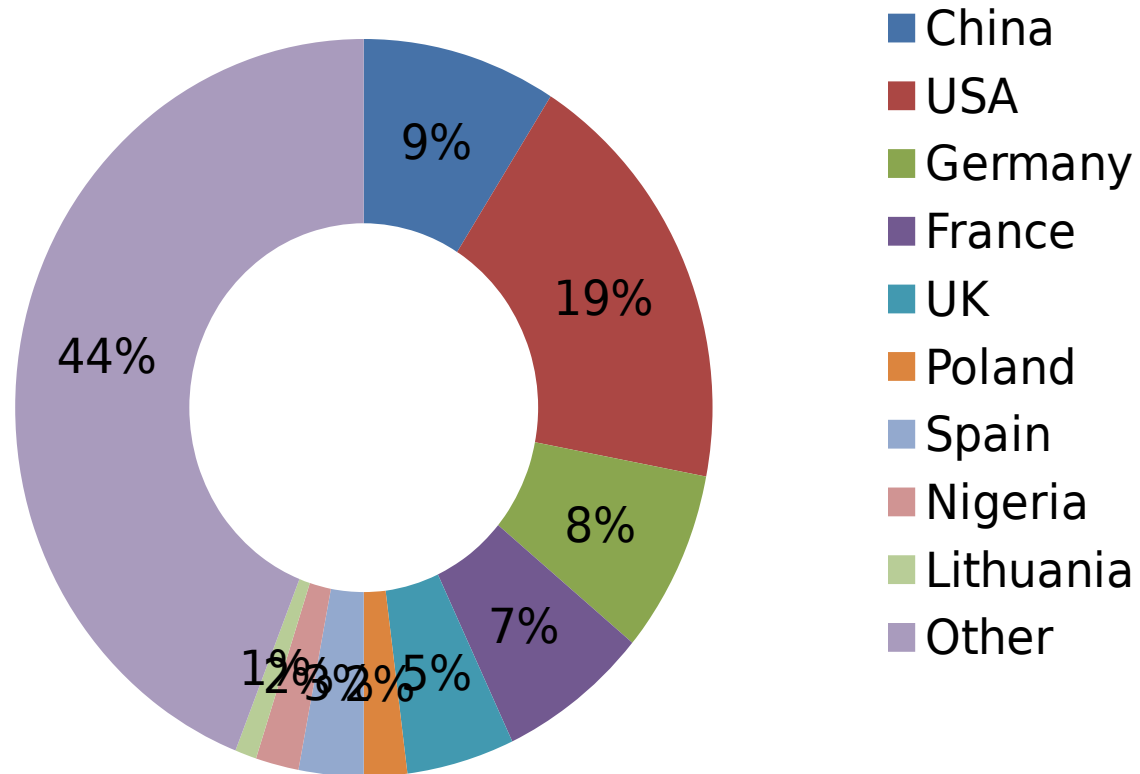
The *International Student Barometer (ISB)* sent to over 12,500 students studying at the 7 Irish Universities



5408 responded 44% response rate

Well ahead of the average response rate of 34%

## Nationality Breakdown of Ireland responses



## Ireland International student summary – Autumn 2011

### Overall satisfaction in Ireland is slightly ahead of the global ISB

	Global ISB	Ireland ISB	Difference
Overall Satisfaction	88%	91%	3%

### Areas where Ireland is notably ahead on satisfaction

	Global ISB	Ireland ISB	Difference
Opportunities to teach	72%	78%	7%
Language support	85%	91%	7%
Host Culture	83%	89%	6%
Careers service	86%	90%	4%
Employability	76%	80%	4%

## Areas where Ireland is notably behind on satisfaction

	Global ISB	Ireland ISB	Difference
Performance Feedback	83%	74%	-9%
Transport to universities	83%	73%	-10%
Internet Access	80%	74%	-6%

## International Student Barometer – Ireland outcomes

<b>Base</b>	<b>5408</b>	<b>209422</b>	
	Ireland	ISB%	ISB+/-
Learning Average	84.2%	82.8%	1.3%
Learning Overall	87.4%	84.8%	2.7%

<b>Base</b>	<b>5408</b>	<b>209422</b>	
	Ireland	ISB%	ISB+/-
Living Average	77.6%	77.3%	0.3%
Living Overall	88.3%	84.8%	3.5%

Base	5408	209422		
	Ireland	ISB %	ISB +/-	% p
<b>LEARNING AVERAGE</b>	<b>84.2%</b>	<b>82.8%</b>	<b>1.3%</b>	
* <b>LEARNING OVERALL</b>	<b>87.4%</b>	<b>84.8%</b>	<b>2.7%</b>	<b>0.00</b>
* Academics' English	94.9%	87.8%	7.1%	0.00
* Expert lecturers	94.3%	91.9%	2.4%	0.00
* Multicultural	91.5%	88.0%	3.4%	0.00
* Language support	91.2%	83.3%	7.9%	0.00
* Learning support	88.5%	86.0%	2.5%	0.00
* Managing research**	88.5%	87.6%	0.8%	0.00
Laboratories	88.3%	88.4%	0.0%	0.26
* Course content	88.0%	86.6%	1.4%	0.00
Online library	87.9%	88.5%	-0.5%	0.31
* Quality lectures	87.8%	85.7%	2.0%	0.00
* Virtual learning	87.6%	86.7%	0.8%	0.00
* Good teachers	87.2%	84.2%	3.1%	0.00
* Topic selection**	86.3%	85.9%	0.4%	0.00
Assessment	85.1%	84.2%	0.9%	0.29
* Research	85.1%	83.0%	2.1%	0.01
* Learning spaces	83.7%	87.0%	-3.3%	0.00
* Technology	83.1%	84.8%	-1.7%	0.00
* Physical library	82.1%	86.1%	-4.0%	0.00
* Employability	79.8%	74.5%	5.3%	0.00
* Course organization	79.3%	81.5%	-2.2%	0.00
* Opportunities to teach**	78.4%	67.6%	10.8%	0.00
* Marking criteria	74.3%	79.3%	-5.0%	0.00
* Performance feedback	73.5%	80.5%	-7.0%	0.00
* Career advice	71.4%	66.2%	5.2%	0.00
* Work experience	66.1%	65.0%	1.1%	0.01

	Ireland	ISB %	ISB +/-	% p
<b>LIVING AVERAGE</b>	<b>77.6%</b>	<b>77.3%</b>	<b>0.3%</b>	
* <b>LIVING OVERALL</b>	<b>88.3%</b>	<b>84.8%</b>	<b>3.5%</b>	<b>0.00</b>
* Good place to be	91.4%	87.7%	3.6%	0.00
* Campus environment	90.7%	88.7%	1.9%	0.00
Safety	90.6%	88.3%	2.3%	0.98
* Other friends	89.2%	86.5%	2.7%	0.00
* Host culture	88.8%	82.6%	6.2%	0.00
Home friends	87.8%	88.3%	-0.5%	0.21
* Social facilities	87.4%	80.5%	6.9%	0.00
* Housing quality	86.4%	82.4%	4.0%	0.00
* Social activities	86.2%	78.5%	7.8%	0.00
* Worship facilities	85.5%	79.7%	5.8%	0.00
* Sport facilities	84.9%	77.7%	7.2%	0.00
* Campus buildings	82.8%	85.7%	-2.9%	0.00
* Eco-friendly attitude	82.1%	85.1%	-2.9%	0.00
* Good contacts	81.8%	78.2%	3.6%	0.00
Visa advice	77.8%	76.9%	1.0%	0.54
* Host friends	75.8%	72.0%	3.9%	0.00
* Internet access	73.8%	75.9%	-2.1%	0.01
* Transportation links	73.4%	80.7%	-7.4%	0.00
* Transportation links uni	72.7%	80.6%	-7.9%	0.00
* Financial support	58.0%	60.3%	-2.2%	0.01
* Housing cost	50.6%	55.3%	-4.7%	0.00
* Living cost	43.4%	59.2%	-15.8%	0.00
Earning money	42.9%	46.3%	-3.4%	0.06

## International Student Barometer – Ireland outcomes

<b>Base</b>	<b>5408</b>	<b>209422</b>	
	Ireland	ISB%	ISB+/-
Support Average	89.0%	88.4%	0.8%
Support Overall	90.0%	86.5%	3.5%

<b>Base</b>	<b>5408</b>	<b>209422</b>	
	Ireland	ISB%	ISB+/-
Arrival Average	82.1%	81.1%	1.0%
Arrival Overall	85.4%	82.5%	2.8%

	Ireland	ISB %	ISB +/-	% p
<b>SUPPORT AVERAGE</b>	<b>89.0%</b>	<b>88.4%</b>	<b>0.8%</b>	
<b>* SUPPORT OVERALL</b>	<b>90.0%</b>	<b>86.5%</b>	<b>3.5%</b>	<b>0.00</b>
* Clubs/societies	95.0%	92.1%	2.9%	0.00
Graduate School**	95.0%	93.7%	1.3%	0.26
* Faith Provision	94.8%	92.0%	2.7%	0.00
* Students' Union	94.0%	91.2%	2.8%	0.00
* International Office	93.2%	89.8%	3.4%	0.00
* Student Advisory	92.8%	90.6%	2.2%	0.00
* Careers Service	90.2%	82.1%	8.1%	0.00
Halls Welfare	89.4%	89.3%	0.1%	0.69
Disability Support	88.1%	91.6%	-3.4%	0.31
Counselling	87.9%	90.6%	-2.7%	0.68
Health Centre	87.8%	88.0%	-0.2%	0.28
* IT Support	86.3%	89.7%	-3.4%	0.00
* Accommodation Office	81.8%	77.7%	4.1%	0.00
Finance Office	81.2%	84.6%	-3.4%	0.06
* Catering	76.7%	79.0%	-2.3%	0.02

	Ireland	ISB %	ISB +/-	% p
<b>ARRIVAL AVERAGE</b>	<b>82.1%</b>	<b>81.1%</b>	<b>1.0%</b>	
* <b>ARRIVAL OVERALL</b>	<b>85.4%</b>	<b>82.5%</b>	<b>2.8%</b>	<b>0.00</b>
* Other friends	88.9%	86.6%	2.3%	0.01
* Meeting staff	88.2%	86.5%	1.7%	0.00
* Social activities	86.9%	81.6%	5.3%	0.00
Formal welcome	86.2%	84.8%	1.4%	0.14
* Home friends	85.6%	87.4%	-1.8%	0.02
* First night	84.5%	77.6%	6.8%	0.00
University orientation	83.3%	84.6%	-1.3%	0.31
Finance Office	83.3%	87.8%	-4.5%	0.23
Local orientation	83.0%	83.5%	-0.5%	0.90
Accommodation Office	82.2%	78.2%	4.0%	0.19
* Accommodation condition	81.8%	76.7%	5.1%	0.00
Study sense	80.4%	79.8%	0.6%	0.69
* Registration	80.3%	84.2%	-3.9%	0.00
* Host friends	80.3%	74.6%	5.7%	0.00
Bank account	75.5%	78.1%	-2.7%	0.12
* Internet access	74.6%	76.5%	-2.0%	0.05
Welcome	70.6%	70.4%	0.3%	0.48
* Application to offer	79.1%	73.9%	5.2%	0.00
* Contact to response	85.7%	82.1%	3.6%	0.00

## Overall recommendations:

Recommendation ratings (85%) ahead of the ISB average (80%)



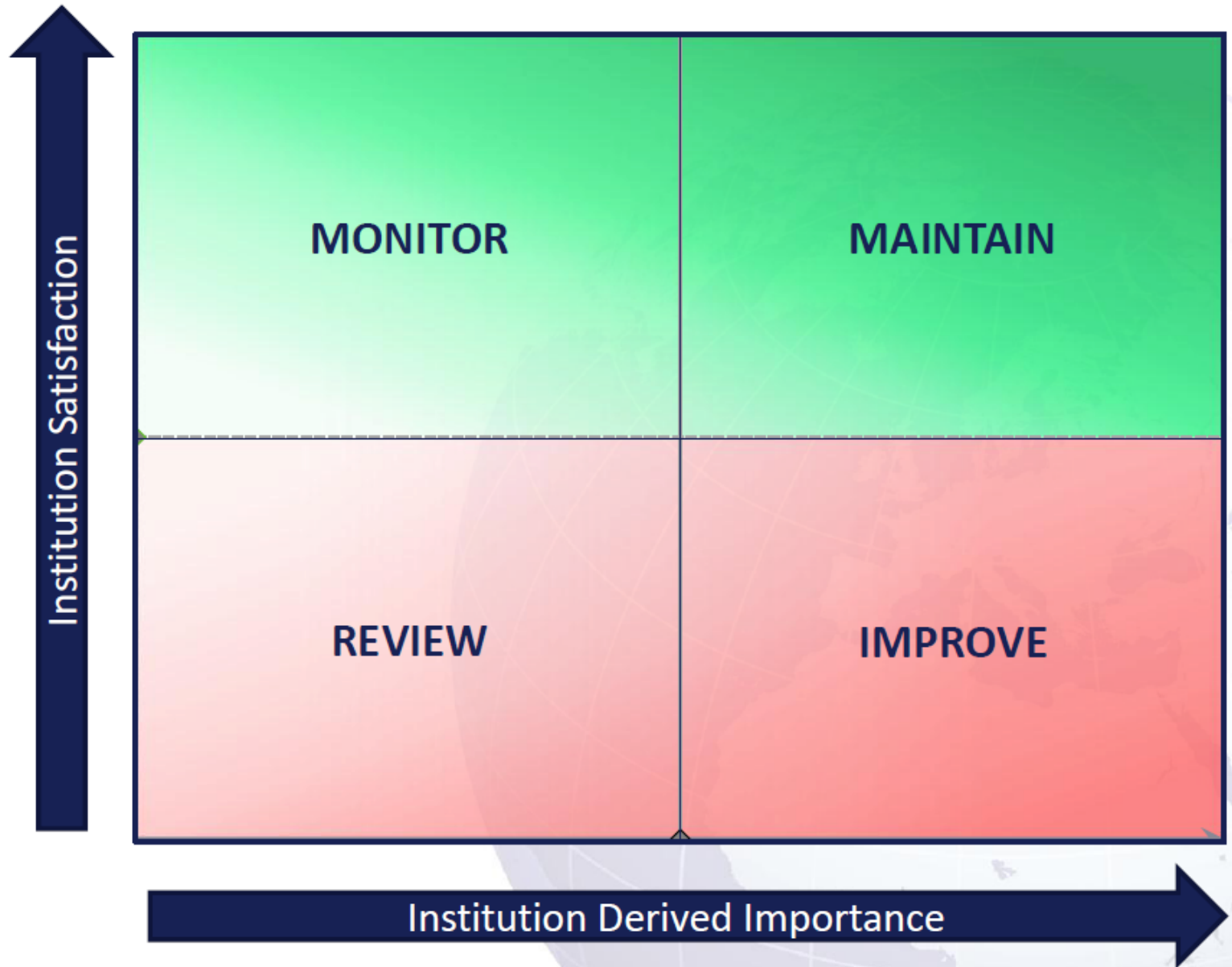
# Propensity to recommend

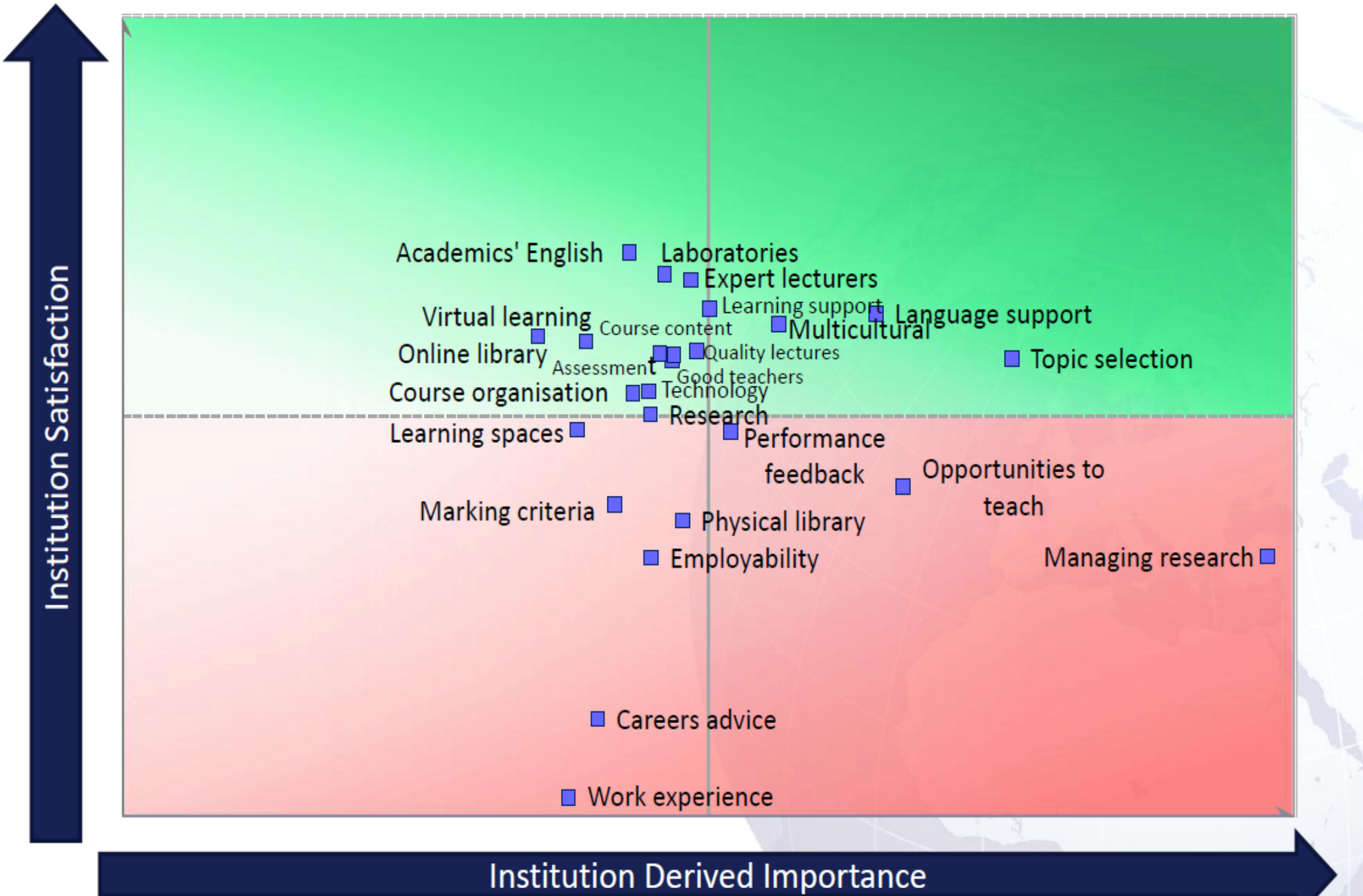
	ISB (160766)	Ireland (4089)
I would actively encourage people to apply	33%	39%
If asked, I would encourage people to apply	47%	46%
I would neither encourage nor discourage people to apply	15%	11%
If asked, I would discourage people from applying	3%	3%
I would actively discourage people from applying	1%	1%

# Learning matrix

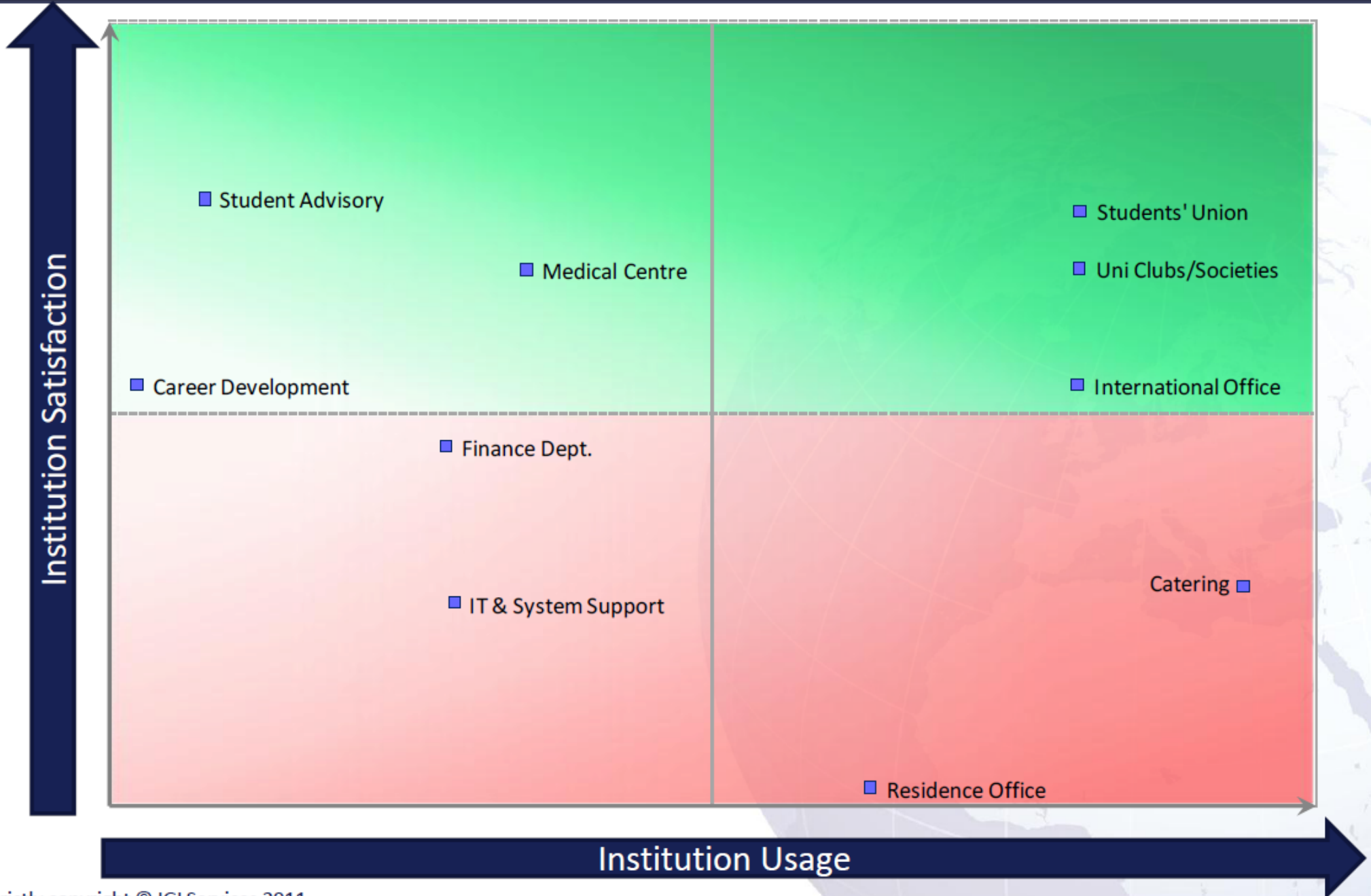
*Elements in the top right quadrant are important to students and perform well. Those in the bottom right quadrant are important, but do not perform as well and should be improved.*

*Elements in the top and bottom left quadrants are of lower priority. These elements should be reviewed and monitored to ensure that we focus on the most important issues for students.*



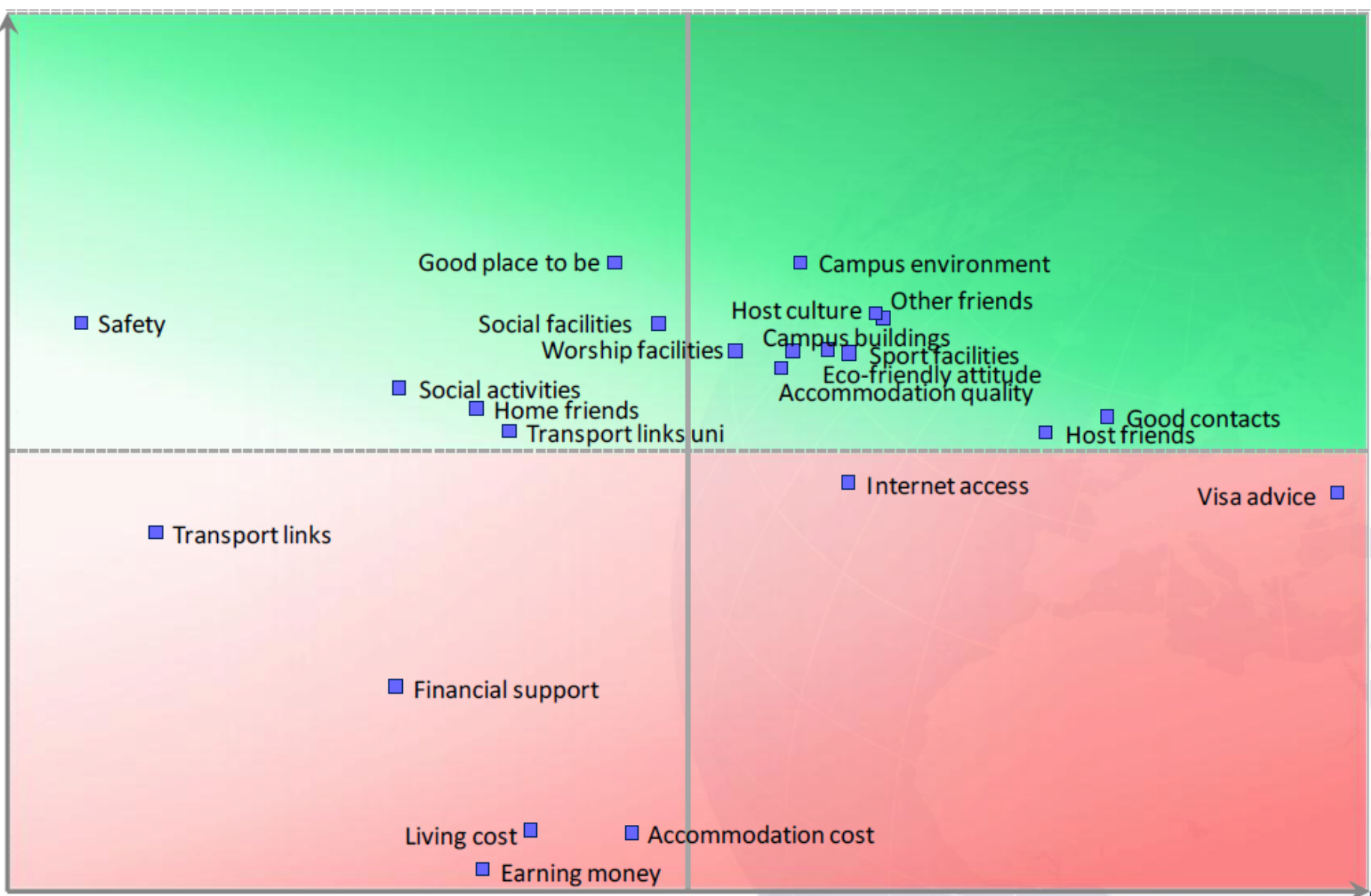


# Support matrix



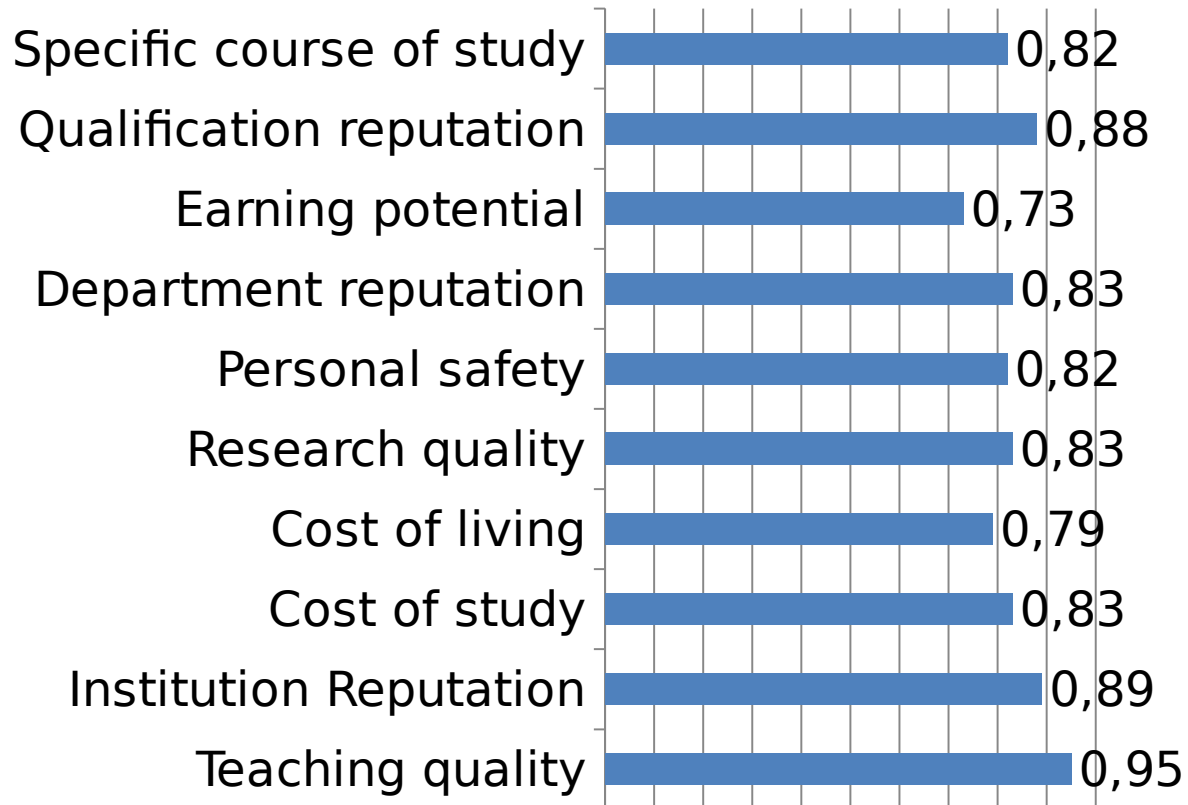
# Living matrix

Institution Satisfaction



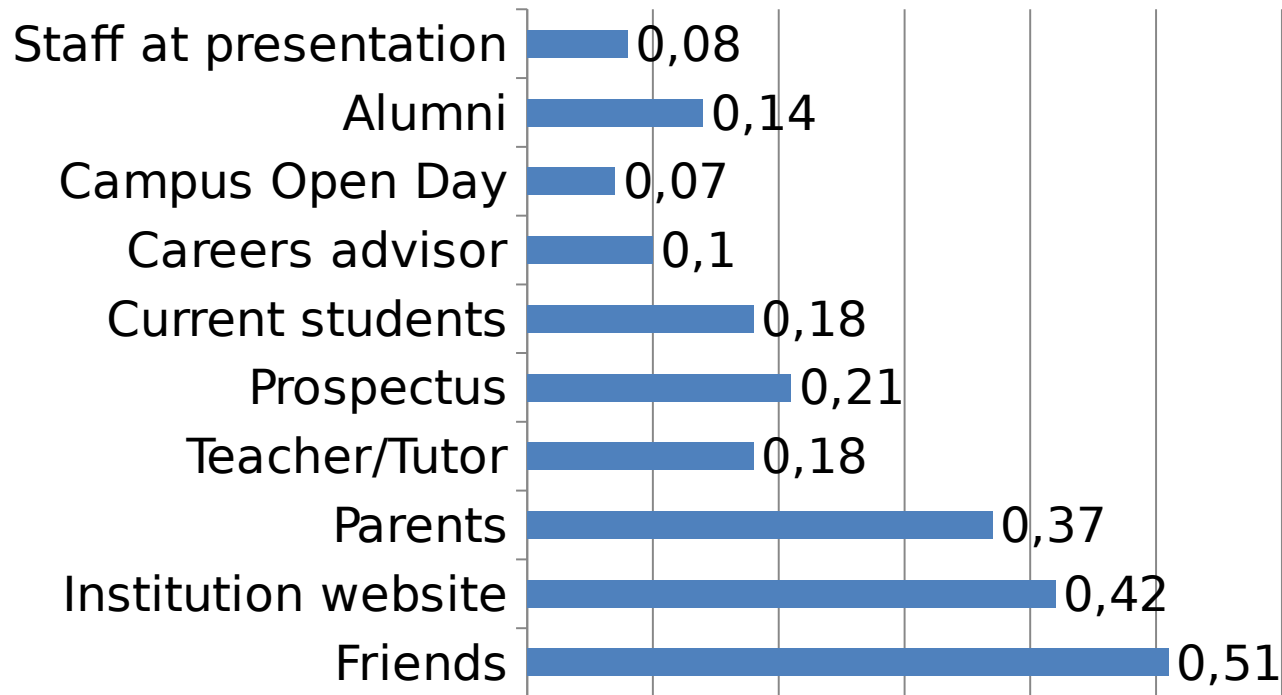
Institution Derived Importance

## Top 10 factors in study decision



How important were the following factors when deciding where to study?

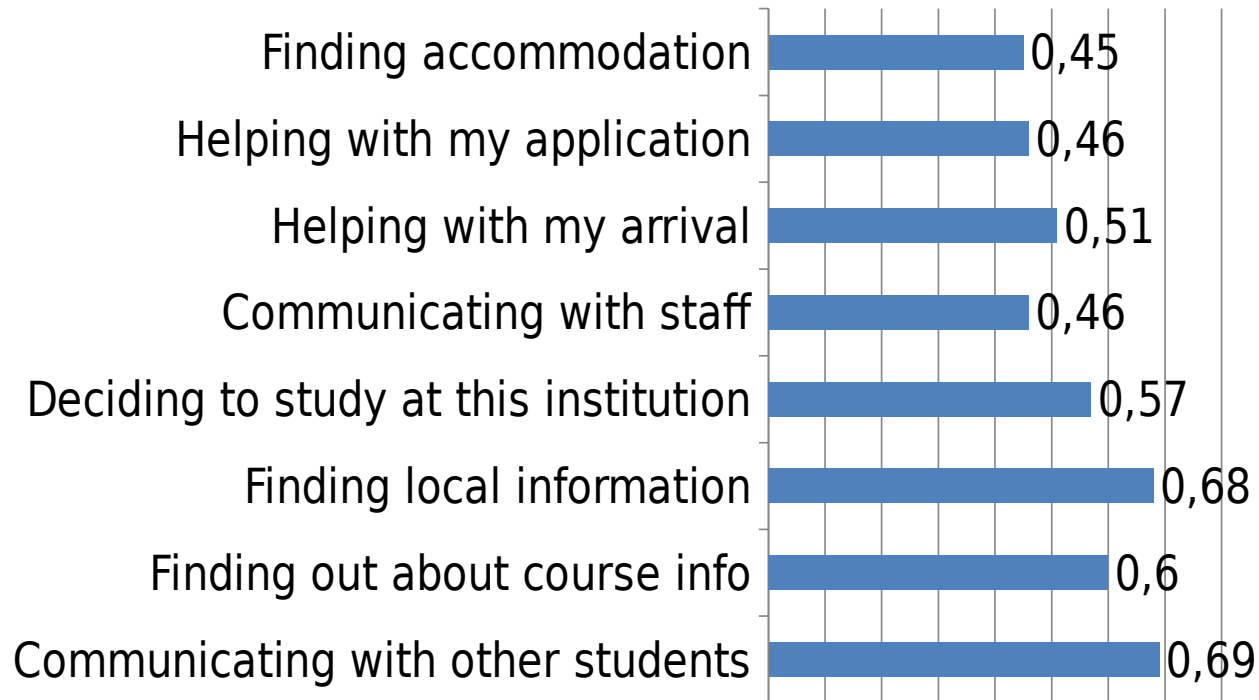
## Top Ten Influences (choice of Institution)



Which of the following helped you choose your institution?

## Helpfulness of an institutions social networking sites

### Ireland



## *Some survey comments*

*“It have been a great 2 and half years of stay with great mentors, great learning experience and great research collaborations”*

*“Overall great support from the support services”*

*“I also find that the classrooms for a few of my modules are too small to comfortably fit the number of students who attend”*

*“There was a lack of information given regarding the immigration/VISA process that made it more stressful and difficult than it should have been”*

*“I am really impressed with sport facilities. Sport societies are the perfect place to meet new friends”*

*As the Irish universities continue to internationalise their activities the ISB provides valuable insight on how to...*

- Evaluate and Track the International student Experience
- Benchmark performance against other universities and institutions
- Improve the student experience at our Universities

# Maynooth At a Glance

Origins dating back to 1795

Nearly 10,000 Students

Liberal Arts, Humanities, Social Sciences, and Sciences

8 Research Institutes

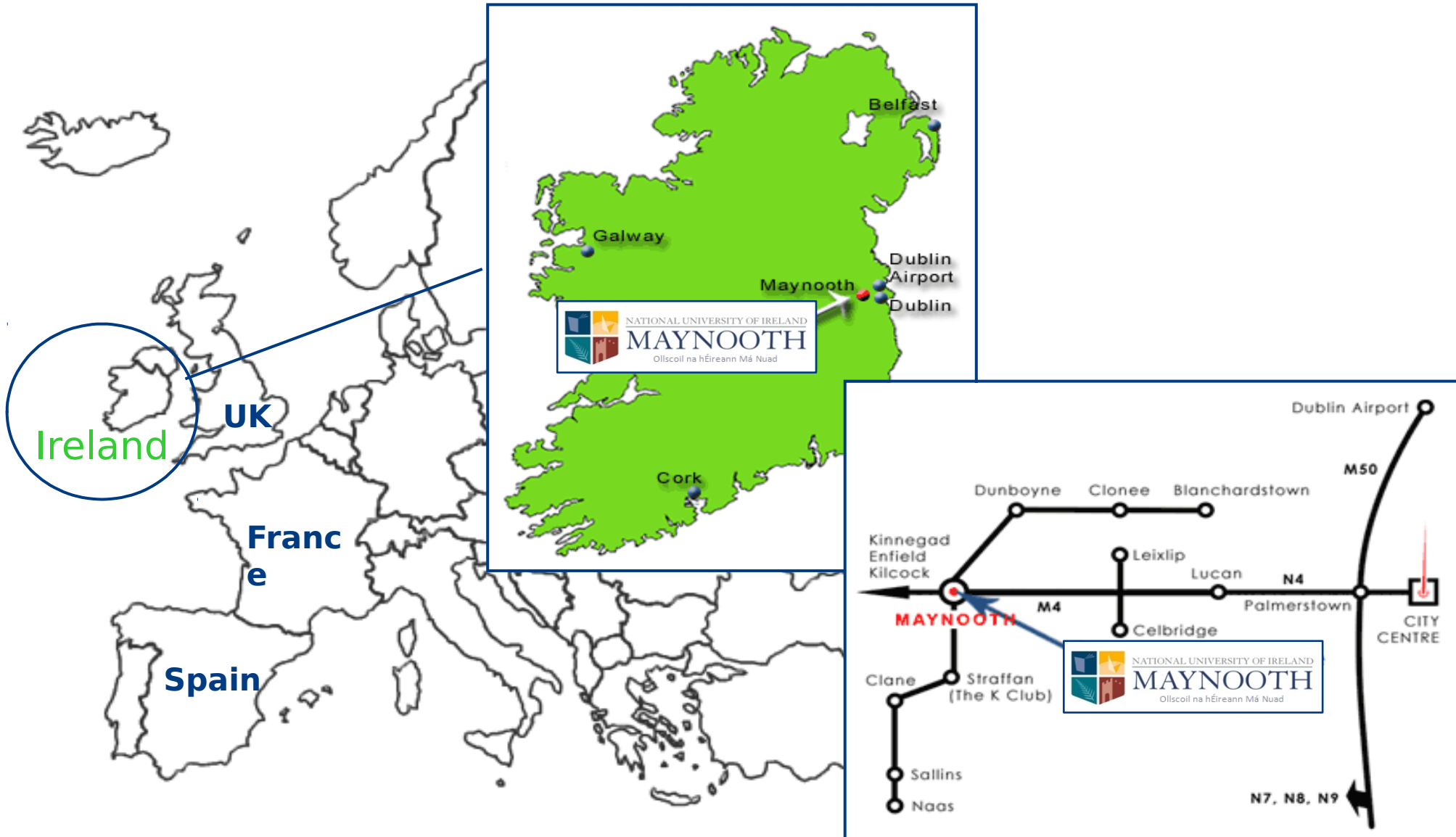
Maynooth is Ireland's only university town

No. 1 in Ireland (74<sup>th</sup> in the World) **Times Higher Education** 100 Under 50 rankings

First university outside North America chosen to be included in the **Princeton Review**

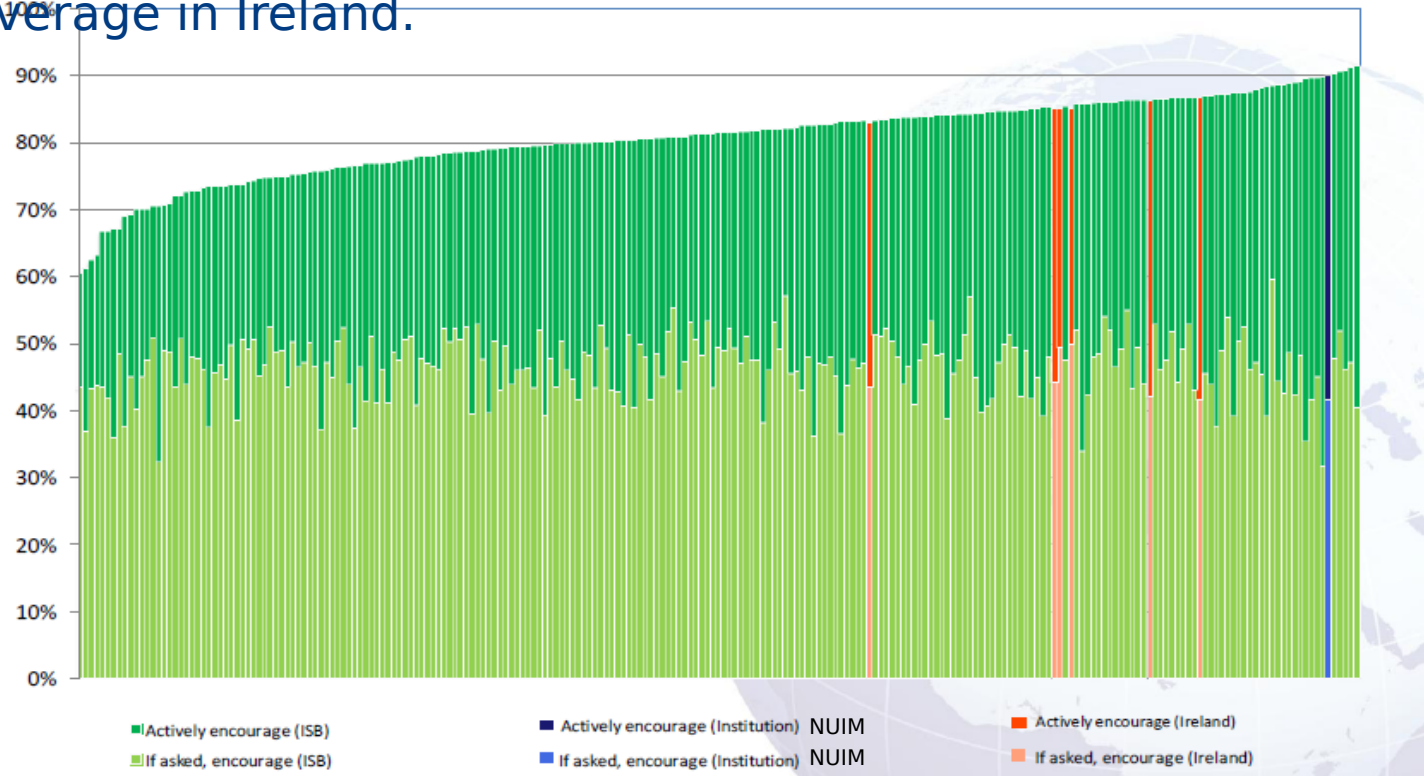


# Where is Maynooth?



## NUIM - First for Student experience

90% of international students at NUIM would positively recommend the university to a peer and encourage them to apply, compared to 85% on average in Ireland.



	NUI Maynooth	ISB	Ireland
OVERALL AVERAGE	84.4%	38	3
OVERALL	93.3%	3	1
Recommendation	89.9%	3	1

NUIM **ranked first overall** out of all seven Irish universities and **third globally** for **propensity to recommend** in the international student survey.

 **Student experience:**

- 1) In the academic context we perform well in lecturer expertise, learning support and language support (1# Ireland ISB)
- 2) Most learning areas are ranked 1# against the Irish benchmark group
- 3) There are some concerns around learning spaces, class sizes, the library and careers guidance/ work experience in the academic context
- 4) Learning satisfaction varies by department by up to 31% across the institution
- 5) Many aspects of the living experience perform well – making friends with Irish students, experiencing the culture of the country and safety (all top 2# Ireland ISB)
- 6) Accommodation quality (and cost) and visa advice are the main areas of concern for our students
- 7) Many support areas performing well for student satisfaction (Finance Department, Medical Centre and Catering all ranked 1# Ireland ISB)
- 8) IT & System Support and the Residence Office are the main areas of concern

# benchmarking arrival

	NUI Maynooth	ISB %	Ireland %	ISB	Ireland
<b>ARRIVAL AVERAGE</b>	<b>82.6%</b>	<b>82.6%</b>	<b>82.7%</b>	<b>61</b>	<b>5</b>
<b>ARRIVAL OVERALL</b>	<b>89.3%</b>	<b>85.0%</b>	<b>86.2%</b>	<b>8</b>	<b>2</b>
Local orientation	94.9%	84.8%	85.4%	12	1
Meeting staff	92.0%	87.9%	89.2%	6	1
University orientation	90.9%	86.0%	85.0%	32	1
Internet access	78.8%	79.2%	73.7%	83	1
Study sense	86.0%	81.4%	81.1%	37	2
First night	85.0%	81.2%	84.9%	22	2
Formal welcome	88.3%	87.5%	87.9%	43	3
Registration	78.1%	86.0%	79.2%	154	3
Accomm. condition	84.7%	78.7%	84.2%	20	4
Host friends	79.2%	74.1%	80.2%	31	4
Bank account	76.5%	78.1%	76.5%	96	4
Welcome	71.8%	74.2%	70.9%	118	4
Residence Office	66.7%	80.2%	80.6%	123	5
Other friends	86.7%	87.5%	89.6%	97	6
Social activities	84.9%	82.4%	89.2%	41	6
Home friends	76.9%	86.6%	85.6%	202	7

\*\*Arrival elements asked to students who arrived in the past 4 months

Strictly copyright © IGI Services 2011 \*Independent samples t-test, institution versus ISB, significant differences ( $p \leq 0.05$ ) are highlighted in pink 42

# benchmarking Learning

	NUI Maynooth	ISB %	Ireland %	ISB	Ireland
<b>LEARNING AVERAGE</b>	86.3%	84.3%	84.3%	26	1
<b>LEARNING OVERALL</b>	91.5%	85.6%	87.4%	7	1
Academics' English	96.8%	90.0%	95.0%	3	1
Laboratories	95.4%	89.1%	89.3%	7	1
Expert lecturers	95.0%	92.3%	94.3%	8	1
Learning support	93.2%	86.5%	89.4%	6	1
Language support	92.9%	84.7%	91.0%	5	1
Quality lectures	90.5%	87.8%	87.4%	26	1
Assessment	90.3%	86.5%	85.7%	31	1
Course content	90.3%	87.7%	87.6%	38	1
Topic selection**	90.0%	85.7%	85.6%	1	1
Good teachers	89.9%	86.8%	87.3%	48	1
Course organisation	87.8%	82.2%	79.9%	59	1
Research	86.4%	85.4%	84.5%	71	1
Performance feedback	85.3%	82.7%	74.7%	87	1
Opportunities to teach**	81.8%	71.5%	76.7%	1	1
Marking criteria	80.7%	81.7%	74.9%	75	1
Multicultural	92.2%	89.0%	92.0%	39	3
Online library	91.4%	88.4%	89.5%	76	3
Virtual learning	91.1%	88.0%	87.6%	90	3
Technology	87.9%	87.3%	84.4%	113	3
Learning spaces	85.4%	87.4%	84.5%	117	3
Employability	77.3%	75.9%	79.2%	76	3
Careers advice	67.0%	68.3%	70.3%	92	4
Physical library	79.7%	87.4%	82.2%	182	5
Managing research**	77.4%	87.9%	87.4%	86	6
Work experience	61.9%	66.2%	66.2%	123	6

\*\*Postgraduate students only

Strictly copyright © IGI Services 2011

\*Independent samples t-test, institution versus ISB, significant differences ( $p \leq 0.05$ ) are highlighted in pink

# Living Satisfaction

	NUI Maynooth	ISB %	Ireland %	ISB	Ireland
<b>LIVING AVERAGE</b>	<b>79.9%</b>	<b>78.8%</b>	<b>78.0%</b>	<b>62</b>	<b>3</b>
<b>LIVING OVERALL</b>	<b>88.0%</b>	<b>85.7%</b>	<b>88.3%</b>	<b>32</b>	<b>6</b>
Eco-friendly attitude	87.9%	89.1%	83.0%	102	1
Host friends	81.4%	72.2%	75.4%	5	1
Internet access	77.4%	79.7%	72.9%	116	1
Host culture	90.8%	83.6%	89.0%	10	2
Safety	90.0%	89.6%	89.7%	93	2
Transport links uni	81.5%	83.0%	75.1%	142	2
Financial support	61.5%	59.0%	57.3%	88	2
Living cost	50.2%	62.5%	43.9%	163	2
Earning money	47.1%	52.0%	40.4%	158	2
Campus environment	94.8%	90.3%	91.7%	53	3
Good place to be	94.7%	88.3%	90.9%	25	3
Campus buildings	87.8%	85.8%	85.0%	90	3
Worship facilities	87.7%	82.1%	87.2%	27	3
Good contacts	82.6%	78.6%	82.1%	28	3
Transport links	73.5%	81.0%	73.2%	150	3
Other friends	90.3%	87.2%	89.6%	32	4
Social facilities	89.9%	81.9%	88.8%	7	4
Accommodation cost	50.0% ←	58.0%	51.4%	152	4
Sport facilities	87.6%	79.9%	87.6%	35	5
Social activities	84.8%	80.2%	87.1%	32	5
Visa advice	76.6% *	77.3%	78.5%	132	6
Accommodation quality	86.4% ←	84.6%	86.9%	107	7
Home friends	83.3%	87.0%	88.0%	154	7

Strictly copyright © IGI Services 2011 \*Independent samples t-test, institution versus ISB, significant differences (p<=0.05) are highlighted in pink 57

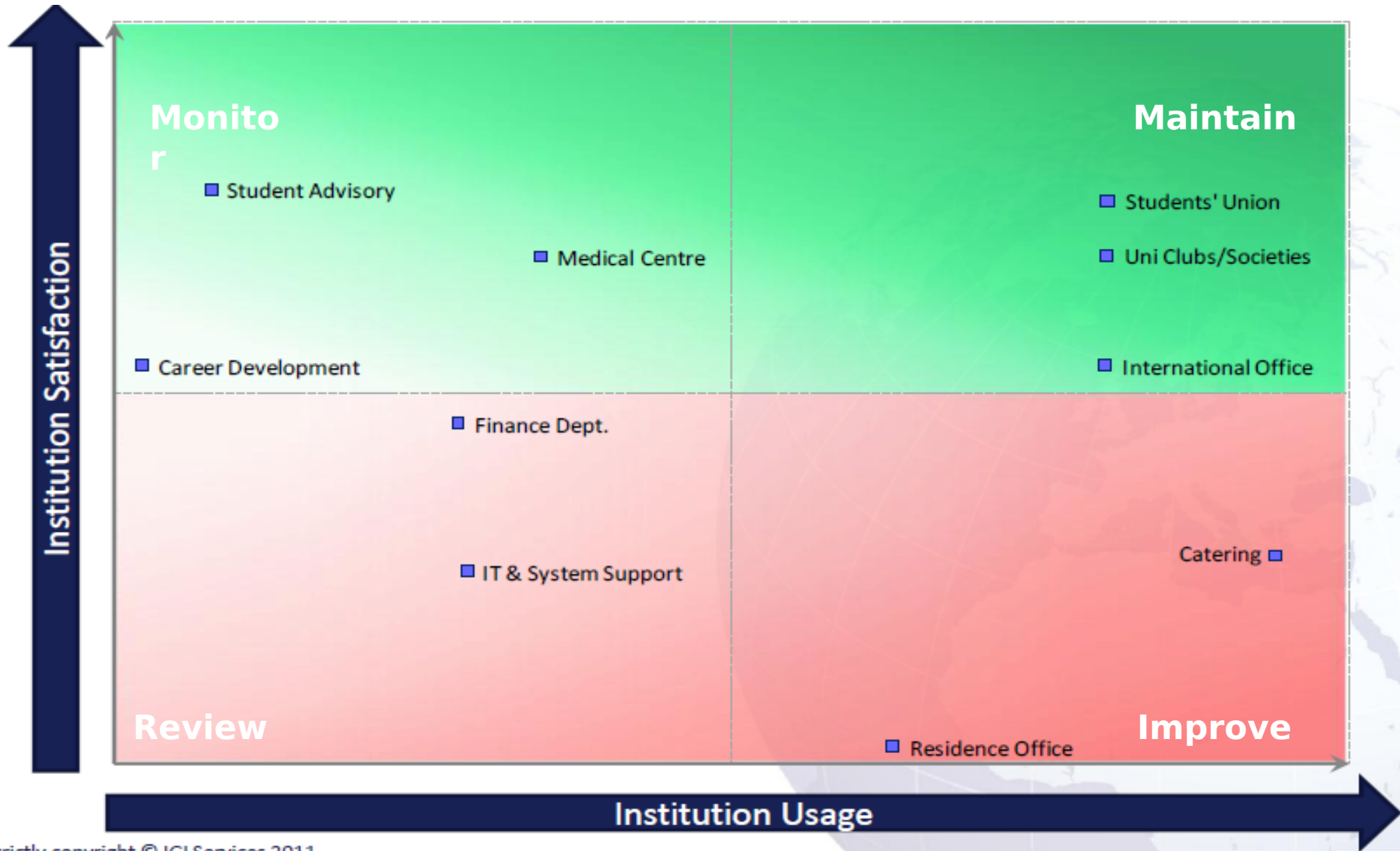
\*Visa advice ratings were skewed by bad experiences with the Garda Immigration process. Students took the opportunity to vent.

## benchmarking Support

	NUI Maynooth	ISB %	Ireland %	ISB	Ireland
<b>SUPPORT AVERAGE</b>	88.8%	88.8%	89.4%	23	3
<b>SUPPORT OVERALL</b>	90.7%	87.6%	90.8%	18	2
Student Advisory	95.9%	89.8%	94.6%	15	1
Medical Centre	93.6%	89.0%	86.9%	10	1
Finance Dept.	87.7%	87.0%	82.2%	56	1
Catering	83.1%	79.4%	78.5%	30	1
Uni Clubs/Societies	93.6%	92.0%	94.9%	4	2
Students' Union	95.5%	91.7%	94.8%	13	3
Career Development	89.7%	84.6%	90.0%	25	4
International Office *	89.7%	90.8%	92.9%	20	4
Residence Office	76.4% ←	80.2%	84.1%	103	5
IT & System Support	82.5% ←	91.0%	86.2%	202	6

\* International Office ratings were skewed by bad experiences with Visa and Garda Immigration process.

# Support Matrix



**Monitor**

■ Student Advisory

■ Medical Centre

■ Career Development

**Maintain**

■ Students' Union

■ Uni Clubs/Societies

■ International Office

■ Finance Dept.

■ IT & System Support

Catering ■

**Review**

■ Residence Office

**Improve**

**Institution Usage**

**Institution Satisfaction**

# Points of poor performance

	Average Satisfaction			Region	
	ISB	Ireland	NUIM	EU	Non-EU
Arrival - Registration	<b>3.07</b>	<b>2.98</b>	3.01	3.19	2.86
Arrival - Internet access	<b>3.00</b>	<b>2.92</b>	3.06	3.33	2.90
Arrival - Social activities	<b>3.00</b>	<b>3.10</b>	3.11	3.26	3.00
Arrival - Accommodation office	<b>2.99</b>	<b>3.00</b>	2.78	NSV	2.75
Learning - Careers advice	<b>2.79</b>	<b>2.82</b>	2.82	2.67	2.95
Learning - Managing research**	<b>3.19</b>	<b>3.24</b>	3.15	3.04	3.23
Living - Social activities	<b>2.97</b>	<b>3.12</b>	3.10	3.20	2.99
Living - Internet access	<b>3.01</b>	<b>2.92</b>	3.02	3.14	2.89
Living - Worship facilities	<b>2.99</b>	<b>3.03</b>	3.10	3.23	3.01
Support - IT Support	<b>3.19</b>	<b>3.11</b>	2.96	2.90	3.00
Support - Halls Welfare	<b>3.13</b>	<b>3.13</b>	3.00	NSV	2.91

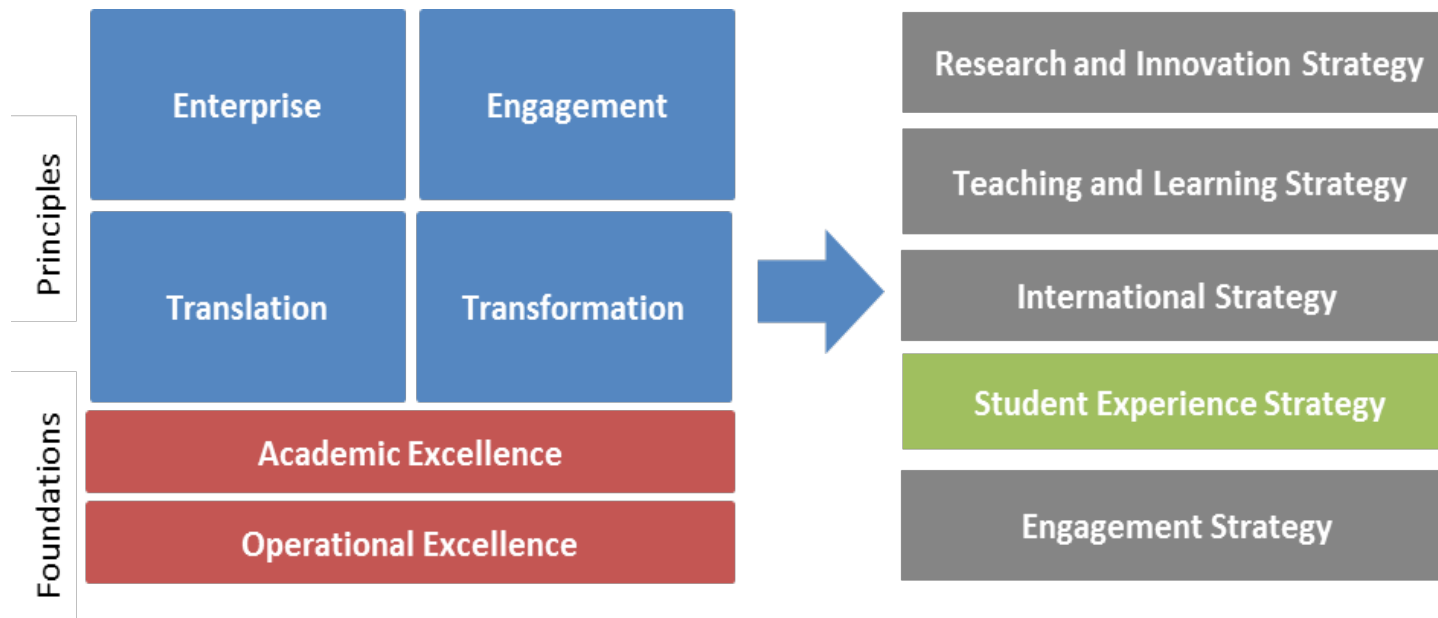
\*\* Postgraduate students only

University since 1989  
Highly ranked globally  
Undergraduate, Postgraduate  
and Research  
Ireland's University Of  
Innovation and Enterprise  
Research Intensive  
Strong International  
Reputation  
Mergers and Strategic  
Partnerships  
DCU and the Community  
Relationship with Brasil



# Transforming Lives and Societies (Strategic Plan 2012-2017)

## Constituent Strategies



## ISB and DCU

### Scored Highly

Lecturing

Meeting Staff

Learning Support

Language Support

Accommodation

International Office

Formal Welcome

University

Orientation

Study Activities

### Average (or just below)

Registration

Campus Feel/Environment

Catering/Living Cost

Eco Friendly Environment






Employability



# My ePortfolio

About Me My Links Interests Experience and Achievements Education and Qualifications Volunteering and Work Experience CV



-  Creative and Enterprising
-  Solution-Oriented
-  Effective Communicators
-  Globally Engaged
-  Active Leaders
-  Committed to Continuous Learning





### Consortium of Irish 3<sup>rd</sup> level institutions & research centers

Develop research links with Brazil in STEM areas

Mobility fund to encourage two way exchange between Ireland & Brazil

Funded by the Science Foundation of Ireland

Coordinated by DCU

Full time RBI coordinator in Ireland

Full time local anchor based in Rio de Janeiro, Brazil






In 2013 : 37 exchanges from IRL to BR and 33 from BR to IRL

In 2014: Target of 101 exchanges


# Partner Institutions



# Focus Areas

	<b>Lead</b>	<b>Institution</b>
 <b>Advanced Materials and Nanotechnology</b>	Mauro Ferreira	Tyndall National Institute
 <b>Information and Communication Technologies</b>	Jeremy Gault	University College Cork
 <b>Environmental Science</b>	Dermot Diamond	Dublin City University
 <b>Biopharmaceuticals, Biotechnology and Health</b>	John Gallagher	Dublin City University
 <b>Sustainable Energy and Agroproduction</b>	Charles Spillane	National University of Ireland Galway

# Research Collaborations & Exchange visits



2014 Budget  
€500K

**4<sup>th</sup>  
Level**

**PhD  
research  
students**



**PhD  
research  
students**

**4<sup>th</sup>  
Level**

**Principal  
Investigator  
S  
(Academics)**



**Principal  
Investigator  
S  
(Academics)**

**Collaborative Research Projects &  
Programs**

To strengthen existing **research collaborations** and establish new ones.

To facilitate **training/research** exchange visits

To focus on **longer-term** exchanges of postdoctoral and senior academic personnel both incoming and outgoing

To generate additional **joint research funding** and to avail of Brazilian and European funding opportunities specifically Horizon 2020

To develop/deepen **inter-institutional MoUs** for research alliances

To develop a platform for formal **exchange** of students and staff.

# Horizon 2020



- H2020 is open to Brazil partners **BUT** the automatic funding clause has been removed for all BRICS countries.
- There will be specific calls that will require a Brazilian partner
- Development in Advanced Cyber Infrastructure (H2020-EUB-2015)
- Cloud computing / High Performance Computing / Experimental Platforms
- RBI to establish platforms to discuss with Brazilian partners how best to influence EU Commission to include more specific Brazil-EU calls

## Contact in Brazil for RBI

Brendan Kelleher  
Email: [brendan@rbi.ie](mailto:brendan@rbi.ie)  
Ph: (021) 747877967



Be inspired to come to Ireland

**VIDEO!**